



## Handling System for Hood type Pre-wash Table with Bowl Right to Left, 1800mm

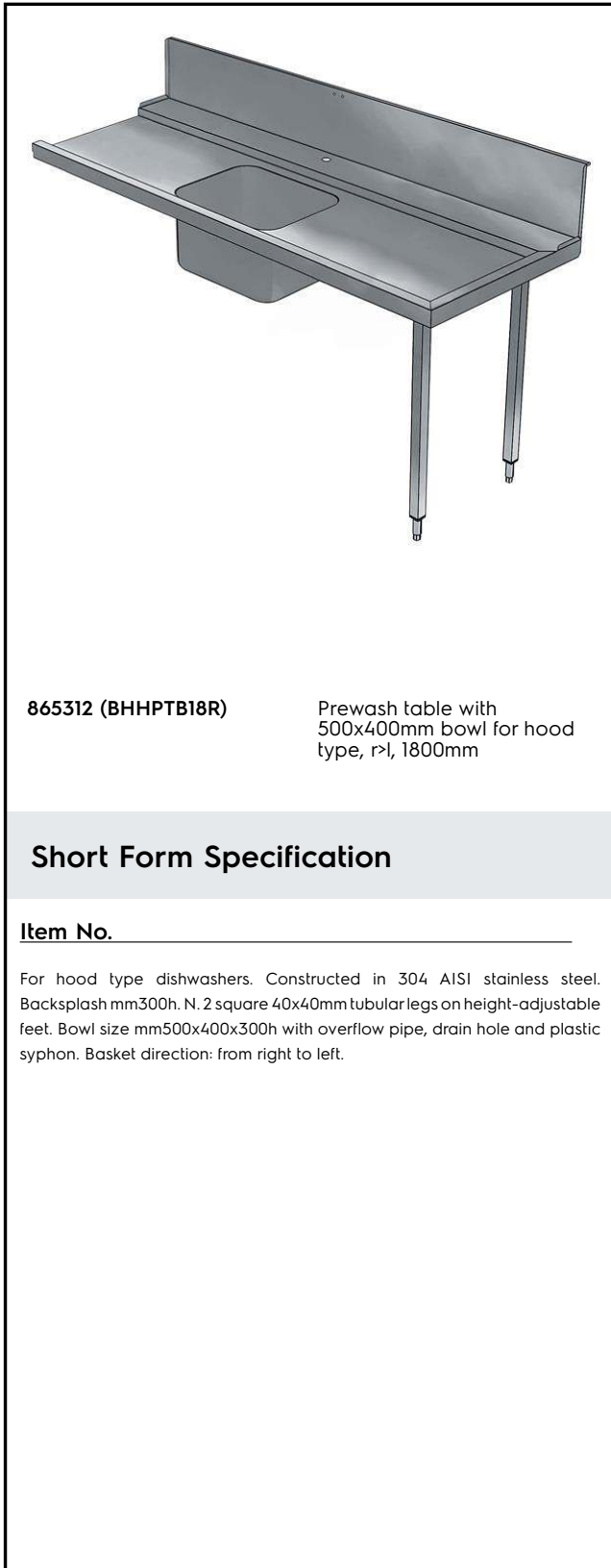
ITEM # \_\_\_\_\_

MODEL # \_\_\_\_\_

NAME # \_\_\_\_\_

SIS # \_\_\_\_\_

AIA # \_\_\_\_\_



865312 (BHHPTB18R)

Prewash table with  
500x400mm bowl for hood  
type, r>l, 1800mm

### Short Form Specification

Item No. \_\_\_\_\_

For hood type dishwashers. Constructed in 304 AISI stainless steel. Backsplash mm300h. N. 2 square 40x40mm tubular legs on height-adjustable feet. Bowl size mm500x400x300h with overflow pipe, drain hole and plastic syphon. Basket direction: from right to left.

### Main Features

- Supplied knocked-down and easy to assemble.
- Designed for 500x500 mm dishwashing racks.
- Plain undershelves and pre-rinse units available as optional accessories.

### Construction

- Stainless steel feet 50 mm adjustable in height to ensure that tables drain back into the dishwasher.
- Included splashback to prevent water spatter.
- Deep anti-drip profiles completely folded with lower edge for safe and easy cleaning.
- All surfaces smooth with polished finish.
- 40x40 mm square tubular legs in AISI 304 stainless steel.
- Constructed entirely in 304 AISI stainless steel.
- To be secured to the dishwasher and fitted with one pair of legs at the other end.
- [NOT TRANSLATED]

### Optional Accessories

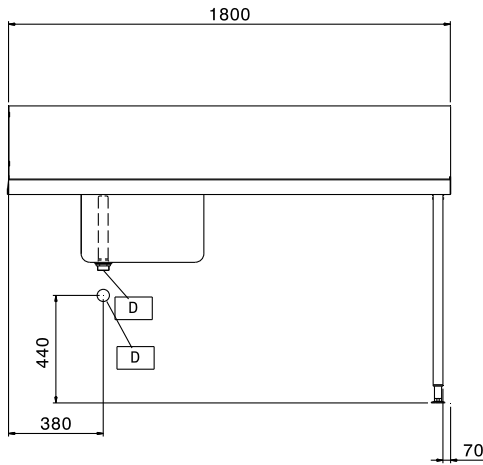
- - NOT TRANSLATED - PNC 855379
- - NOT TRANSLATED - PNC 855380
- - NOT TRANSLATED - PNC 855381
- - NOT TRANSLATED - PNC 855385
- - NOT TRANSLATED - PNC 855386
- - NOT TRANSLATED - PNC 855389
- Undershef for dishwasher table, 1800mm PNC 865354
- Floor fastening kit for 2 square legs PNC 865386
- Single plastic drain syphon 2 " for sinks PNC 895313

APPROVAL: \_\_\_\_\_

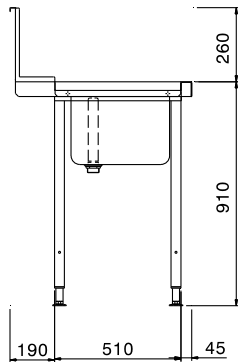


Experience the Excellence  
www.electroluxprofessional.com  
ELUX\_EMAIL

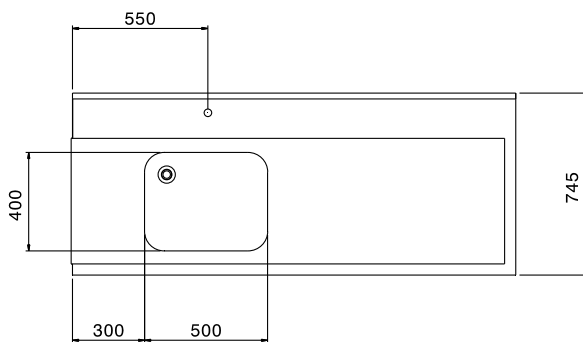
Front



Side



Top



## Key Information:

|                                |              |
|--------------------------------|--------------|
| External dimensions, Width:    | 1800 mm      |
| 865312 (BHHPTB18R)             |              |
| External dimensions, Depth:    | 745 mm       |
| External dimensions, Height:   | 1170 mm      |
| Net weight:                    | 16 kg        |
| Splashback Dimensions, Height: | 300 mm       |
| Basin dimensions:              | 500x400x300h |